

STUDENT REPORT:

GRADE: 5 Mathematics / STATE ID:

SCHOOL:

DISTRICT:





COMPLETION: November 2022











GRADE: 5 Place Value - Powers of Ten

This chart shows how your student performed on each question that appeared on the assessment. The Credit Earned column provides a symbol indicating whether the student received full, partial, or no credit for the question or that the question was not answered.

Your Student's Results





Key:  No Credit Earned  Partial Credit Earned  Full Credit Earned  Question Unanswered









	Skill Description	CCSS Code	Credit
1	Understand the ten-to-one relationship between adjacent places in whole numbers	5.NBT.A.1	
2	Describe placement of decimal after multiplying by a power of 10	5.NBT.A.2	
3	Determine the value of a set of blocks when 1 is represented by a 10x10x10 cube	5.NBT.A.1	
4	Multiply a whole number by a power of 10 in exponential form	5.NBT.A.2	
5	Translate from a set of base 10 discs that use exponents to numeral form	5.NBT.A.2	
6	Translate from expanded form that uses exponential notation to numeral form	5.NBT.A.2	
7	Understand decimal placement when a number is multiplied or divided by 10 or 100	5.NBT.A.2	
8	Find equivalents to a decimal times a power of ten	5.NBT.A.2	

GRADE: 5 Place Value - Represent, Compare, & Round

This chart shows how your student performed on each question that appeared on the assessment. The Credit Earned column provides a symbol indicating whether the student received full, partial, or no credit for the question or that the question was not answered.

Your Student's Results

Key:  No Credit Earned  Partial Credit Earned  Full Credit Earned  Question Unanswered





	Skill Description	CCSS Code	Credit
1	Write multi-digit value given in words as numeral, incl. decimals & zero digit(s)	5.NBT.A.3.a	
2	Write mutli-digit decimal given as numeral in expanded form using fractions	5.NBT.A.3.a	
3	Compare decimals given in various forms using $<$, $=$, $>$ symbols	5.NBT.A.3.a	
4	Order decimals given in numeral form	5.NBT.A.3	
5	Compare decimals given in numeral form using $>$ symbol	5.NBT.A.3.b	
6	Round decimal to the nearest tenth, includes a number line	5.NBT.A.4	
7	Solve real-world problem involving dividing a decimal by power of ten and rounding	5.NBT.A.4	
8	Represent, solve by dividing by power of 10, round, and compare decimals w/ symbols	5.NBT.A.4	










GRADE: 5 Decimal Operations

This chart shows how your student performed on each question that appeared on the assessment. The Credit Earned column provides a symbol indicating whether the student received full, partial, or no credit for the question or that the question was not answered.

Your Student's Results

Key:  No Credit Earned  Partial Credit Earned  Full Credit Earned  Question Unanswered

	Skill Description	CCSS Code	Credit
1	Add decimals, given horizontally, different decimal places; regrouping needed	5.NBT.B.7	
2	Subtract decimals, given horizontally, different decimal places; regrouping needed	5.NBT.B.7	
3	Multiply a decimal by 0.1, 0.01, or 0.001	5.NBT.B.7	
4	Divide a whole number by a decimal, given horizontally	5.NBT.B.7	
5	Determine unknown addend in equation, different decimal places; regrouping needed	5.NBT.B.7	
6	Add decimals, given horizontally, different decimal places; regrouping needed	5.NBT.B.7	
7	Multiply decimals, given horizontally, different decimal places	5.NBT.B.7	
8	Determine unknown factor in multiplication equation, different decimal places	5.NBT.B.7	